

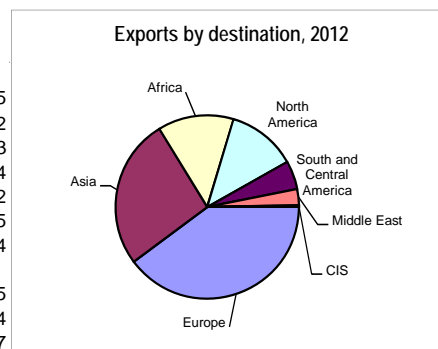
# Africa

## MERCHANDISE TRADE

|                            | Value, mn \$ |      | Share |         | Annual Percentage Change |      |  |
|----------------------------|--------------|------|-------|---------|--------------------------|------|--|
|                            | 2012         | 2005 | 2012  | 2005-12 | 2011                     | 2012 |  |
| Merchandise exports f.o.b. | 630 009      | 100  | 100   | 11      | 17                       | 5    |  |

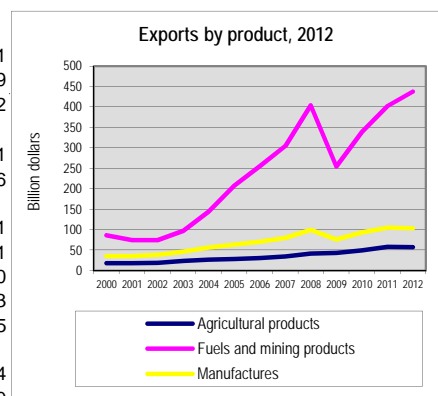
### Exports by destination a

| By region                       |         |    |    |    |    |     |
|---------------------------------|---------|----|----|----|----|-----|
| Europe                          | 240 442 | 43 | 38 | 9  | 11 | 15  |
| Asia                            | 159 678 | 15 | 25 | 19 | 20 | 12  |
| Africa                          | 80 886  | 10 | 13 | 15 | 18 | 3   |
| North America                   | 73 862  | 21 | 12 | 2  | 7  | -24 |
| South and Central America       | 30 333  | 3  | 5  | 17 | 94 | 2   |
| Middle East                     | 17 120  | 2  | 3  | 18 | 15 | -5  |
| CIS                             | 1 772   | 0  | 0  | 12 | 29 | -4  |
| By economic grouping            |         |    |    |    |    |     |
| Developed Economies             | 330 858 | 66 | 53 | 7  | 11 | 5   |
| Developing Economies            | 271 463 | 29 | 43 | 17 | 23 | 4   |
| LDC (Least developed countries) | 26 581  | 4  | 4  | 13 | 17 | -7  |

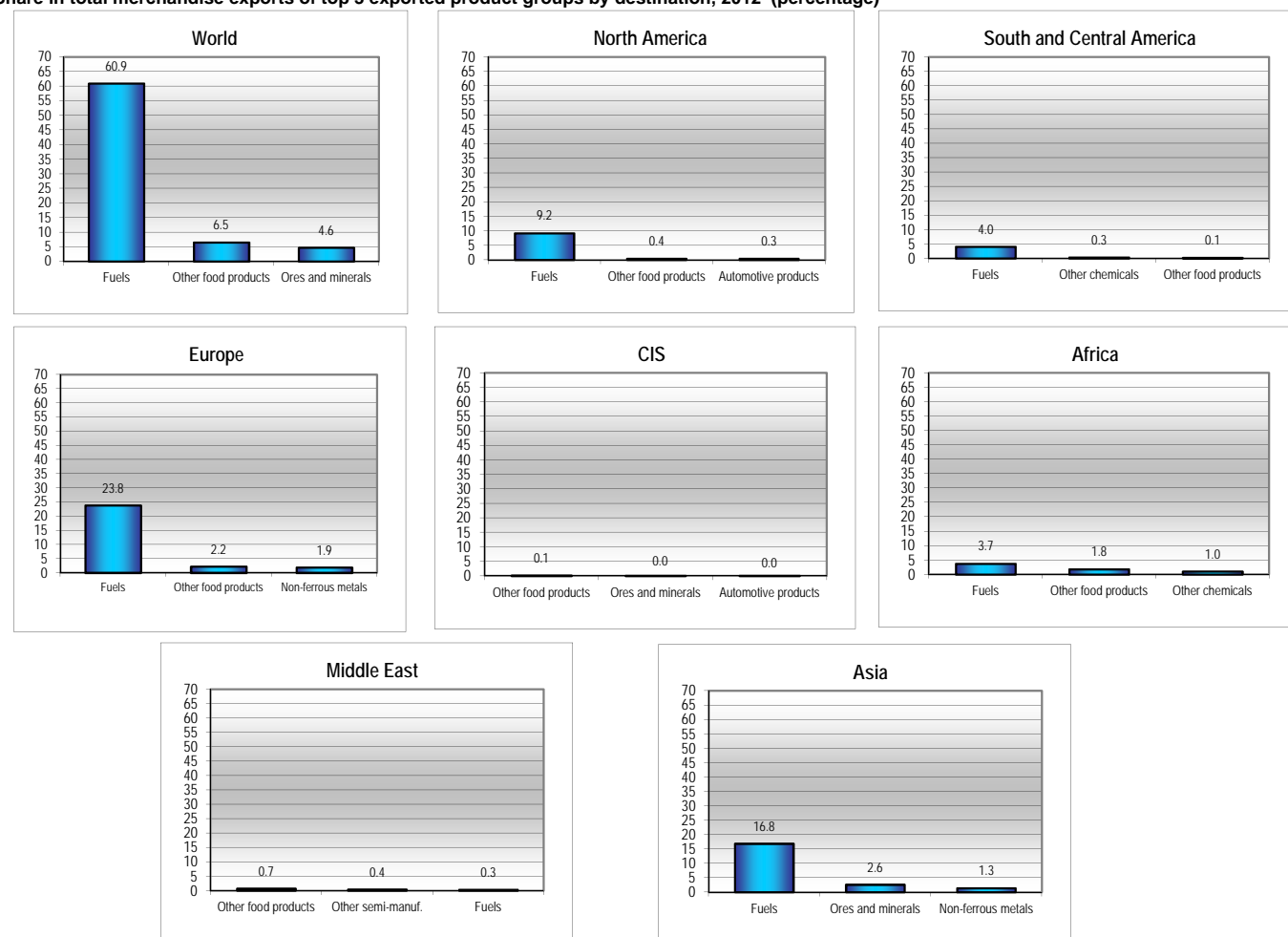


### Exports by product b

| By major product group            |         |    |    |    |    |     |
|-----------------------------------|---------|----|----|----|----|-----|
| Agriculture products              | 57 392  | 9  | 9  | 11 | 17 | -1  |
| Fuels, mining products            | 437 719 | 67 | 69 | 11 | 19 | 9   |
| Manufactured goods                | 103 410 | 21 | 16 | 7  | 13 | -2  |
| By product group                  |         |    |    |    |    |     |
| Agreement on Agriculture          | 45 491  | 7  | 7  | 11 | 15 | -1  |
| Industrial goods                  | 584 517 | 93 | 93 | 11 | 17 | 6   |
| By product group                  |         |    |    |    |    |     |
| Fuels                             | 383 528 | 61 | 61 | 11 | 18 | 11  |
| Other food products               | 40 759  | 6  | 6  | 12 | 16 | -1  |
| Ores and minerals                 | 29 283  | 2  | 5  | 21 | 28 | 0   |
| Non-ferrous metals                | 24 908  | 3  | 4  | 13 | 21 | -13 |
| Other semi-manuf.                 | 20 670  | 4  | 3  | 6  | 14 | 5   |
| Fastest growing product group     |         |    |    |    |    |     |
| In 2012: EDP and office equipment | 529     | 0  | 0  | 11 | 4  | 14  |
| Since 2005: Ores and minerals     | 29 283  | 2  | 5  | 21 | 28 | 0   |



### Share in total merchandise exports of top 3 exported product groups by destination, 2012 (percentage)



a Ranks exclude unspecified destinations and other products, not classified elsewhere.

Source: WTO Secretariat

b Ranks exclude other products, not classified elsewhere.

# Technical Notes

## Network of world merchandise trade:

The world merchandise trade network by region and product is based on export data. The network is constructed in the following way:

First, total merchandise exports from each of the seven regions are aggregated from the individual country or territory figures.

Next, the total merchandise exports of each region are distributed by destination and then by product. The regional and commodity breakdown is based on UNSD Comtrade database, EUROSTAT, GTIS GTA database, national statistics and Secretariat estimates.

During this process, the principal adjustments to the figures are as follows:

(i) Exports of ships to the open registry countries Panama and Liberia are re-allocated from each region's exports to South and Central America and Africa to "unspecified destinations" (a category not shown separately).

(ii) China's exports are adjusted to approximate their final destination.

(iii) Exports of non-monetary gold, where known, are included. When they cannot be broken down by destination, they are allocated to "unspecified destinations".

(iv) South Africa's trade does not include trade with the former Southern African Customs Union members. If South Africa's exports would be adjusted for these shipments to SACU members, its total exports would increase by about \$5 billion in 2008 and intra-African trade would be substantially higher, with intra-SACU trade being the largest intra trade flow for regional trade agreements in Africa.

The network is only available for selected product aggregates and regional groupings (see below). Rankings neither include exports to unspecified destinations nor other products, not elsewhere specified.

## Composition of regions and LDCs:

**North America:** Bermuda Canada\* Mexico\* United States of America\* Other territories in the region not elsewhere specified.

**South and Central America and the Caribbean:** Antigua and Barbuda\* Brazil\* Ecuador\* Jamaica\* Saint Lucia\* Argentina\* Chile\* El Salvador\* Netherlands Antilles Saint Vincent and the Grenadines\*\* Bahamas\*\* Colombia\* Grenada\* Nicaragua\* Suriname\* Barbados\* Costa Rica\* Guatemala\* Panama\* Trinidad and Tobago\* Belize\* Cuba\* Guyana\* Paraguay\* Uruguay\* Bolivarian Rep. of Venezuela\* Dominica\* Haiti\* Peru\* Bolivia\* Dominican Republic\* Honduras\* Saint Kitts and Nevis\* Other territories in the region not elsewhere specified.

**Europe:** Andorra\*\* Denmark\* Iceland\* Montenegro\* Slovenia\* Austria\* Estonia\* Ireland\* Netherlands\* Spain\* Belgium\* Finland\* Italy\* Norway\* Sweden\* Bosnia and Herzegovina\*\* France\* Latvia\* Poland\* Switzerland\* Bulgaria\* FYR Macedonia\* Liechtenstein Portugal\* Turkey\* Croatia\* Germany\* Lithuania\* Romania\* United Kingdom\* Cyprus\* Greece\* Luxembourg\* Serbia\*\* Czech Republic\* Hungary\* Malta\* Slovak Republic\* Other territories in the region not elsewhere specified.

**Commonwealth of Independent States (CIS)**<sup>a</sup>: Armenia\* Georgia<sup>a</sup>\* Moldova\* Turkmenistan Azerbaijan\*\* Kazakhstan\*\* Russian Federation\* Ukraine\* Belarus\*\* Kyrgyz Republic\* Tajikistan\* Uzbekistan\*\* Other territories in the region not elsewhere specified.

**Africa:** Algeria\*\* Congo\* Guinea\* Morocco\* South Africa\* Angola\* Congo Dem. Rep. of\* Guinea-Bissau\* Mozambique\* Sudan\*\* Benin\* Côte d'Ivoire\* Kenya\* Namibia\* Swaziland\* Botswana\* Djibouti\* Lesotho\* Niger\* Tanzania\* Burkina Faso\* Egypt\* Liberia Nigeria\* Togo\* Burundi\* Equatorial Guinea\*\* Libyan Arab Jamahiriya\*\* Rwanda\* Tunisia\* Cameroon\* Eritrea Madagascar\* Sao Tome and Principe\*\* Uganda\* Cape Verde\* Ethiopia\*\* Malawi\* Senegal\* Zambia\* Central African Republic\* Gabon\* Mali\* Seychelles\*\* Zimbabwe\* Chad\* Gambia\* Mauritania\* Sierra Leone\* Comoros Ghana\* Mauritius\* Somalia Other territories in the region not elsewhere specified.

**Middle East:** Bahrain\* Israel\* Lebanon\*\* Saudi Arabia\* Yemen\*\* Iran Islamic Rep. of\*\* Jordan\* Oman\* Syrian Arab Republic Iraq\*\* Kuwait\* Qatar\* United Arab Emirates\* Other territories in the region not elsewhere specified.

**Asia (including Oceania):** Afghanistan\*\* Hong Kong China\* Malaysia\* Papua New Guinea\* Tonga\* Australia\* India\* Maldives\* Philippines\* Tuvalu Bangladesh\* Indonesia\* Mongolia\* Samoa\* Vanuatu\* Bhutan\*\* Japan\* Myanmar\* Singapore\* Viet Nam\* Brunei Darussalam\* Kiribati Nepal\* Solomon Islands\* Cambodia\* Korea Republic of\* New Zealand\* Sri Lanka\* China\* Lao People's Dem. Rep.\* Pakistan\* Taipei Chinese\* Fiji\* Macao China\* Palau Thailand\* Other territories in the region not elsewhere specified.

\* WTO members \*\* Observer governments

<sup>a</sup> Georgia is not a member of the Commonwealth of Independent States but is included in this group for reasons of geography and similarities in economic structure.

**Developed economies:** North America (excl. Mexico); European Union (27); EFTA (Iceland, Liechtenstein, Norway, Switzerland); Australia, Japan and New Zealand;

**Developing economies:** Africa; Asia excl. Australia, Japan, and New Zealand; Europe excl. the European Union (27) and EFTA; Latin America (incl. Mexico); Middle East;

**LDCs (Least-developed countries):** Afghanistan Chad Haiti Mozambique Somalia Angola Comoros Kiribati Myanmar Sudan Bangladesh Congo Dem. Rep. of Lao People's Dem. Rep. Nepal Timor Leste Benin Djibouti Lesotho Niger Togo Bhutan Equatorial Guinea Liberia Rwanda Tuvalu Burkina Faso Eritrea Madagascar Samoa Uganda Burundi Ethiopia Malawi Sao Tome and Principe United Republic of Tanzania Cambodia Gambia Senegal Vanuatu Cape Verde Guinea Mali Sierra Leone Yemen Central African Republic Guinea-Bissau Mauritania Solomon Islands Zambia

## Products

All product groups are defined according to Revision 3 of the Standard International Trade Classification (SITC).

### A. Primary products

#### (i) Agricultural products (SITC sections 0, 1, 2 and 4 minus divisions 27 and 28)

of which,

- Food (SITC sections 0, 1, 4 and division 22)

of which,

0 - Food and live animals

1 - Beverages and tobacco

4 - Animal and vegetable oils, fats and waxes

22 - Oil seeds and oleaginous fruits

-- Fish (SITC division 03)

-- Other food products and live animals (SITC sections 0, 1, 4 and division 22 minus division 03)

- Raw materials (SITC divisions 21, 23, 24, 25, 26, 29)

of which,

21 - Hides, skins and furskins, raw

23 - Crude rubber (including synthetic and reclaimed)

24 - Cork and wood

25 - Pulp and waste paper

26 - Textile fibres (other than wool tops and other combed wool) and their wastes (not manufactured into yarn or fabric)

29 - Crude animal and vegetable materials, not elsewhere specified

#### (ii) Fuels and mining products (SITC section 3 and divisions 27, 28, 68)

of which,

- Ores and other minerals (SITC divisions 27, 28)

of which,

27 - Crude fertilizers, other than those of division 56, and crude minerals (excluding coal, petroleum and precious stones)

28 - Metalliferous ores and metal scrap

- Fuels (SITC section 3)

- Non-ferrous metals (SITC division 68)

### B. Manufactures (SITC sections 5, 6, 7, 8 minus division 68 and group 891)

(i) Iron and steel (SITC division 67)

(ii) Chemicals (SITC section 5)

of which,

- Pharmaceuticals (SITC division 54)

- Other chemicals (SITC divisions 51, 52, 53, 55, 56, 57, 58, 59)

# Technical Notes

of which,

51 - Organic chemicals

52 - Inorganic chemicals

53 - Dyeing, tanning and colouring materials

55 - Essential oils and resinoids and perfume materials; toilet, polishing and cleaning preparations

56 - Fertilizers (other than those of Group 272, i.e Fertilizers, crude)

57 - Plastics in primary forms

58 - Plastics in non-primary forms

59 - Chemical materials and products, not elsewhere specified

(iii) Other semi-manufactures (SITC divisions 61, 62, 63, 64, 66, 69)

of which,

61 - Leather, leather manufactures, not elsewhere specified and dressed furskins

62 - Rubber manufactures, not elsewhere specified

63 - Cork and wood manufactures (excluding furniture)

64 - Paper, paperboard and articles of paper pulp, of paper or of paperboard

66 - Non-metallic mineral manufactures, not elsewhere specified

69 - Manufactures of metals, not elsewhere specified

(iv) Machinery and transport equipment (SITC section 7)

- Office and telecommunication equipment (SITC divisions 75, 76 and group 776)

of which,

-- Electronic data processing and office equipment (SITC division 75)

-- Telecommunications equipment (SITC division 76)

-- Integrated circuits, and electronic components (SITC group 776)

- Transport equipment (SITC group 713, sub-group 7783 and divisions 78, 79)

of which,

78 - Road vehicles (including air-cushion vehicles)

79 - Other transport equipment

-- Automotive products (SITC groups 781, 782, 783, 784 and subgroups 7132, 7783)

of which,

781 - Motor cars and other motor vehicles principally designed for the transport of persons (other than public-transport type vehicles), including station wagons and racing cars

782 - Motor vehicles for the transport of goods and special purpose motor vehicles

783 - Road motor vehicles, not elsewhere specified

784 - Parts and accessories of the motor vehicles and tractors

7132 - Internal combustion piston engines for propelling vehicles listed above

-- Other transport equipment (SITC division 79, groups 713, 785, 786 minus sub-group 7132)

of which,

79 - Other transport equipment

713 - Internal combustion piston engines, and parts thereof, not elsewhere specified

785 - Motorcycles and cycles, motorized and non-motorized

786 - Trailers and semi-trailers, other vehicles (not mechanically propelled), and specially designed and equipped transport containers

- Other machinery (SITC divisions 71, 72, 73, 74, 77 minus groups 713, 776 minus sub-group 7783)

of which,

-- Power generating machinery (SITC division 71 minus group 713)

of which,

71 - Power generating machinery and equipment

minus

713 - Internal combustion piston engines, and parts thereof, not elsewhere specified

-- Non-electrical machinery (SITC divisions 72, 73, 74)

of which,

72 - Machinery specialized for particular industries

73 - Metal working machinery

74 - General industrial machinery and equipment, not elsewhere specified and machine parts, not elsewhere specified

-- Electrical machinery (SITC division 77 minus group 776 and subgroup 7783)

of which,

77 - Electrical machinery, apparatus and appliances, not elsewhere specified and electrical parts thereof

minus

776 - Thermionic, cold cathode or photo-cathode valves and tubes

7783 - Electrical equipment, not elsewhere specified, for internal combustion engines and vehicles; and parts thereof

(v) Textiles (SITC division 65)

(vi) Clothing (SITC division 84)

(vii) Other manufactures (SITC divisions 81, 82, 83, 85, 87, 88, 89 excluding group 891)

of which,

- Personal and household goods (SITC divisions 82, 83 and 85)

of which,

82 - Furniture and parts thereof, bedding, mattresses, mattress supports, cushions and similar stuffed furnishings

83 - Travel goods, handbags and similar containers

85 - Footwear

- Scientific and controlling instruments (SITC division 87)

- Miscellaneous manufactures (SITC divisions 81, 88 and 89 minus group 891)

of which,

81 - Prefabricated buildings, sanitary plumbing, heating and lighting fixtures and fittings, not elsewhere specified

88 - Photographic apparatus, equipment and supplies and optical goods, not elsewhere specified; watches and clocks

89 - Miscellaneous manufactured articles, not elsewhere specified

**C. Other products: commodities and transactions not classified elsewhere (including gold); arms and ammunition (SITC section 9 and group 891)**

9 - Commodities and transactions not classified elsewhere in SITC

891 - Arms and Ammunition

## Symbols and abbreviations:

mn \$ million US dollars

... not available or not reported

Source: WTO Secretariat